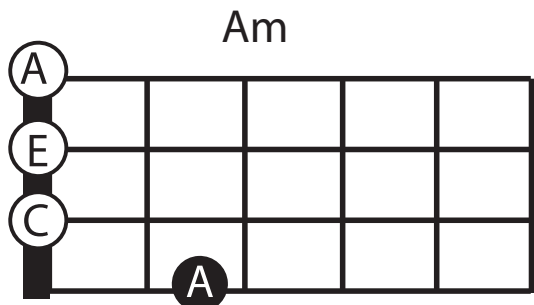


Ukulele Am Blues

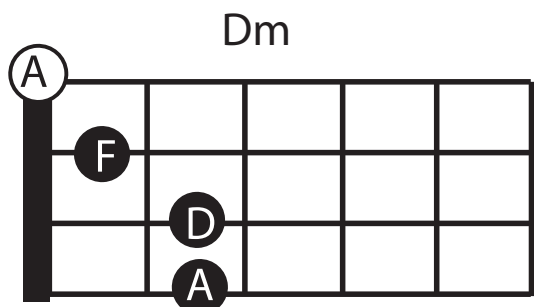


This blues will be in Am. Using a 1/4/5 pattern, that gives us Am for the 1, D, for the 4 and E for the 5.



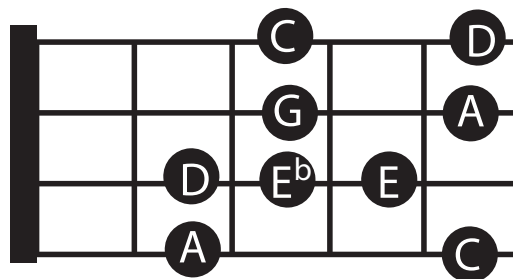
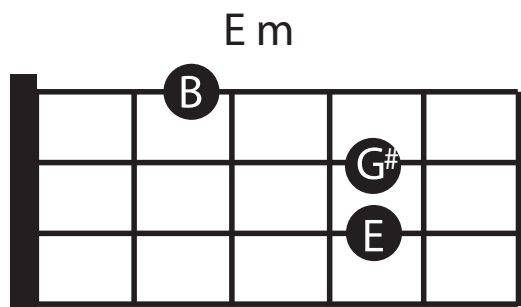
We can play a typical 12 bar blues pattern like this:

1 | % | % | %
 4 | % | 1 | %
 5 | 4 | 1 | (5)



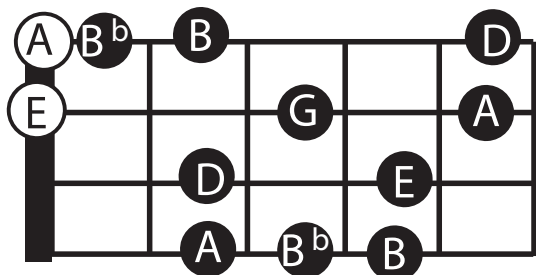
The 12th measure with the 5 chord is the "turnaround".

We can use our pentatonic minor scale to play over the chords! The minor pentatonic scale uses the 1, b3, 4, 5 and b7 notes. for Am that would be A, C, D, E and G and that works great for the 1 and 4 chords.



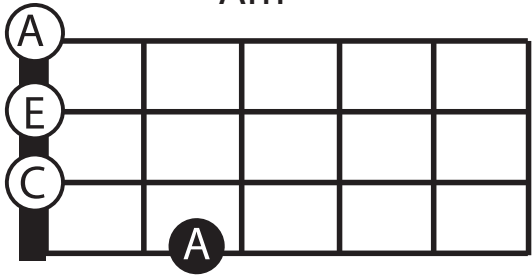
We can also use the "blue" note (b5) to make it sound cooler.

For the 5 chord, we'll use the pentatonic for E. Again, 1, b3, 4, 5 and b7,

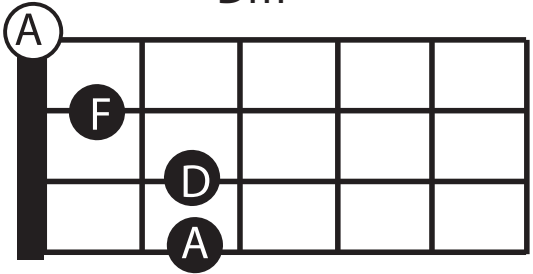


so that will be E, G, A, B and D. The b5 in this scale is a Bb. You can use any note as a "passing" note though, as long as you are heading to a chord tone!

Am



Dm



E m

