

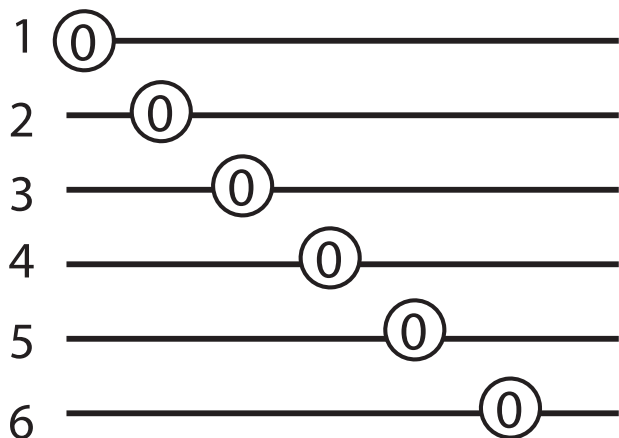
Reading and playing Tabs for Guitar

Tabs - short for "tablature" is a way of noting music for stringed instrument players who non't read music notation.

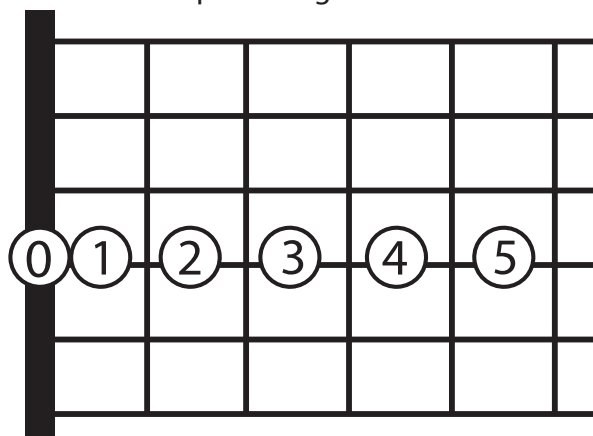
There are 6 horizontal lines taht indicate the 6 strings of the guitar. As you're looking at the tabs, the 6th or heavy E string is on the bottom and the 1st or E1 string is on the top.



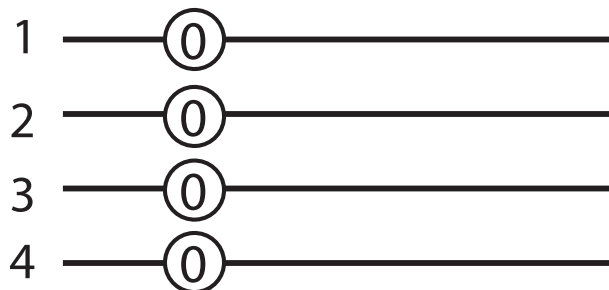
if you were going to play open notes on the guitar from the 1 string to the 6 string, one after another, the tab might look like this:



Read the tabs from left to right, so the first note you play is the one farthest to the left, whatever string that is. Frets are numbered from 1 up to 22 or 24 (depending on how many frets you have. And the open string is number zero!



...and notes played as chords are stacked up in a vertical row like this. This diagram shows the 1, 2, 3 and 4 strings played open.



Try these tabs on for size:

