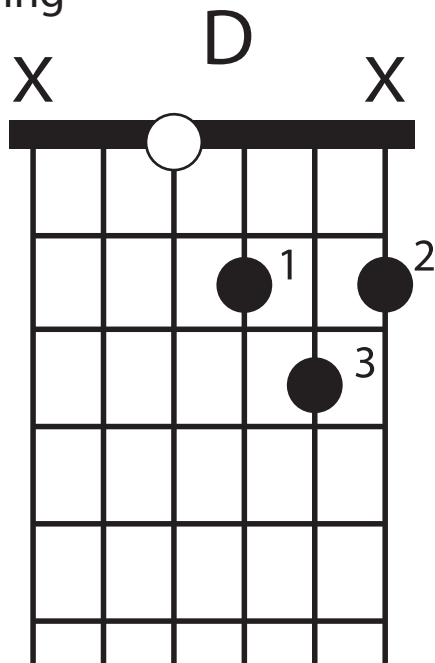


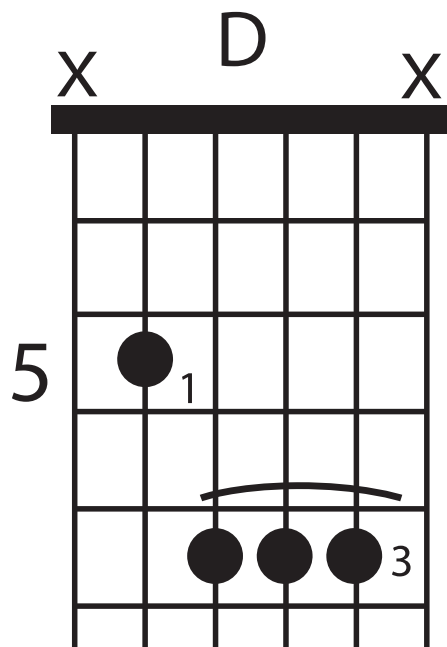
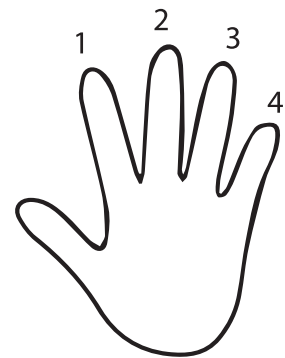
# 3 ways to play D

Here are 3 ways to play a D maj chord.  
In the first position we can use the open D string

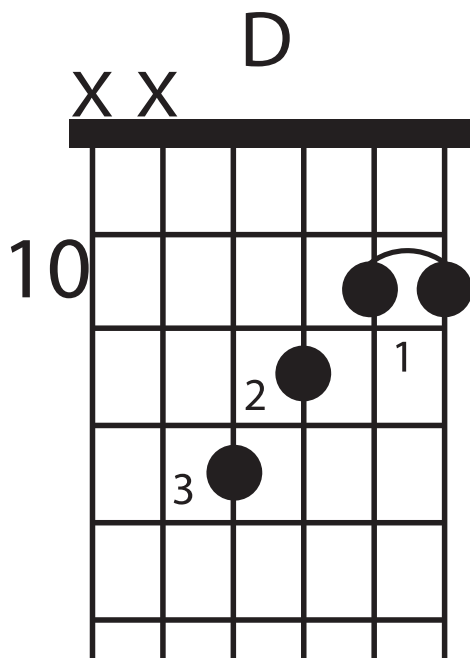


"X" means don't let that string sound.

The numbers on the chord chart indicate which finger to use



In the 5th position we can use fingers 1, 2, 3 and 4 or we can make a bar with 3rd finger.



In the 8th position we can make an "F" shape to play the C chord, using our first finger to hold down both the 1 (E) and 2 (B) strings